





































ADVANCING ON LEAD

Performed on lead, this new level will include a maximum of six signs from Silver level, as shown below.

Bonus exercise will be chosen from those shown and may be required to be performed off lead.

 SIT DOWN SIT STAND	 SIT Fast Forward	 About Turn Right Forward	
 SIT STAND Walk Round Dog	 SIT Slow Forward	 About U Turn Left Forward	  Recall and Retrieve Article
 SIT Round Dog Fast Pace		 Pivot 180° Right	  1 STEP SIT 2 STEPS DOWN 3 STEPS STAND
 SIT DOWN Round Dog Fast Pace	Moving Side Step Right 	 Pivot 180° Left	  SIT Leave Dog  Face Dog Distance DOWN Return to Dog
Call Front 1 Step Back  2 Steps Back  3 Steps Back  Right Forward 	Opposite About Turns 	Figure of 8 	  SIT Leave Dog  Face Dog Recall Finish L/R
Call Front 1 Step Back  2 Steps Back  3 Steps Back  Right Finish 	DOWN Forward NORMAL Pace		  SIT Leave Dog  Recall Over Jump Finish L/R
Right Turn 2 Steps DOWN Forward 	2 Steps DOWN Turn Forward 	Send Over Jump 